



International Payment (Also available in Malaysia)

- 1 Scan the QR code or visit <https://landing-pages.flywire.com/landing/aism> to access the portal
 - 2 Choose to your preferred language from the upper right corner
 - 3 Enter all information as required
 - 4 Upon payment, save the receipt for verification purpose
- ! Bank transfer in local currency is applicable for [Best Price Guarantee](#)
- ? Need help? [Chat with us now!](#)



Various Payment Options

Standard Bank Transfer

Download a copy of the payment instruction and make arrangements with your bank (in person, online, or over the phone).

*Additional document might be required.

Card Payments

Enter your debit/credit card number, name, expiration date, and security code in 15 minutes before the session times out.

Other Online Methods

E.g. Paypal, Apple Pay, Google Pay, etc.

Log in with your credentials to the selected online method, follow the instructions to complete your payment.





Payer Guide

Paying Education
Fees In Your Home
Currency



Step 1: Access the portal to start a payment

- View all portals from <https://landing-pages.flywire.com/landing/aism> and click the desired portal to start the payment
- Choose your payment originating country from the dropdown menu (your bank account or card issuing country)
- Enter the payment amount
- Click Next to continue



English ▾



Welcome to the Payment Portal for Australian International School Malaysia

To get started, please select the applicable option below:

Australian International School Malaysia - Existing Students	START YOUR PAYMENT
Australian International School Malaysia - New Students	START YOUR PAYMENT

Your payment

The payment will come from

Country or region *
Singapore ▾

Australian International School Malaysia (Existing Students) receives

Leave fields blank where not applicable

RM	Application Fee * 0.00
----	---------------------------


RM	Admission Fee * 0.00
----	-------------------------


RM	Tuition Fee * 0.00
----	-----------------------



Step 2: Select your payment method


Based on your country selection, Flywire will automatically display your local currency rate with the appropriate payment options, such as traditional bank transfer or debit/credit card payment.


- Traditional bank transfer (also known as a wire) is the most cost-effective method. Please note that to complete the payment you will need to make arrangements with your bank (in person, online, or over the phone) and send your funds to Flywire in your chosen currency.
- Debit/credit card will allow you to make an online payment in your home currency. Contrary to a traditional international credit card payment, Flywire handles the foreign exchange so you will know the exact amount that will be deducted from your account before you make your payment. Please note that credit card payments are not available in every country.
- Flywire will then convert your currency and pay your institution.
- If you select your home country, but you don't see your home currency, don't worry — you can always pay in the currency of your institution or select a different currency by clicking the “I want to pay in another currency” link at the bottom of the page. Although the process and benefits will remain the same, your bank will handle the foreign exchange before sending the funds to Flywire.


 Bank Transfer in Indonesian Rupiah (IDR)
Rp17.340.000,00 [SELECT](#)


 Debit/Credit in IDR
Rp17.820.000,00 [SELECT](#)

Supports:  

 JCB Credit Card in IDR
Rp17.720.000,00 [SELECT](#)

Supports: 

[Important info](#) 

[I want to pay in another currency](#) 

Step 3: Enter the payer's information

- Enter the payer's personal details and contact information
- Click Next to continue

1. Payment Info 2. Payment method 3. **Payer Info** 4. Info for the receiver 5. Review & Confirm 6. Make payment

Payer information

i Please provide the details of the person whose card/bank account will be used to pay.

i Please provide the details of the person whose card/bank account will be used to pay.

(*) required field

Email *	First name *
Middle name	Family name *
Address 1 *	Address 2
City *	State / Province / Region ▼
Zip code / Postal Code	+ 62 ▼ Phone number *

Receive text notifications on your payment status

I would like to receive emails from Flywire about future discounts, promotions and offers

I have read, understand, and agree to the Flywire [Terms of Use](#) and [Privacy Policy](#)

[← PREVIOUS](#) [NEXT →](#)

Step 4: Enter the student's information

- Enter all details as requested by the institution
- Click Next to continue

Information for Australian International School Malaysia (Existing Students)

(*) required field

Student Information

[← Previous](#)[Next →](#)

Step 5: Review and Confirm

- Review the payer and student's information for accuracy. Use the Previous button if you would like to edit your information
- Click Next to continue

Review and confirm payment information

Payment information

You will send

S\$312.00

Application Fee

RM0.00

Australian International School
Malaysia (Existing Students)
will receive

RM1,000.00

Admission Fee

RM0.00

Tuition Fee

RM1,000.00

Country or region

Singapore

Technology Fee

RM0.00

Camp Fee

RM0.00

Payment method

You selected

Unionpay Credit Card in SGD

Payer information

First name

First

Middle name

-

Family name

Famliy

Address 1

Address 123

Address 2

-

City

Beijing

Step 6: For bank transfers payments: Review your payment instructions and make your payment

- Review and submit your payment to Flywire using the payment instructions provided

1. Payment Info 2. Payment method 3. Payer Info 4. Info for the receiver 5. Review & Confirm 6. Make payment

Please initiate the transaction of ¥14,826.00 with your bank no later than April 8, 2024. ⓘ

Status ● Payment pending ⓘ Why is my payment pending? Payment ID | 95768 ⓘ

You send to Flywire
¥14,826.00 ⓘ inclusive of our fees 15,600.00


⊞ ————— f ————— ⊞

Flywire is waiting to receive your funds.

ⓘ You will see the bank transfer payment instructions once this step is completed.





Next: Upload required documentation ^

Due to regulations in China, Flywire's payment partner is required to collect **an official tuition bill or invoice** from you to verify your payment. Your uploaded files will be validated by our payment partner in China once you make a payment. If your uploaded files do not meet the criteria, you may be asked to provide new or additional documents or your payment will be returned.

 **Tuition bill or invoice** Required
Most invoices and tuition bills are accessible through student accounts or are sent to your registered email. [View examples](#)

Add this payment to your Flywire account

Manage your payment


-  [Edit payment details](#)
-  [SMS notifications +86](#)
-  [Change payment method](#)
-  [Cancel payment](#)

Step 7: For credit card payments: Enter your card details

- Enter your card number, name, expiry date, and security code
- Enter your information within 15 minutes to avoid your session timing out
- Click Make Payment to continue

You send to Flywire Payments receives


¥6,137.00 inclusive of our fees **RM3,900.00**



Flywire is waiting to receive your funds.

Payment details

+ 86 Phone number Your issuer will send a one-time password via SMS. This phone number must be registered to your card.

Card number 

PAY

Add this payment to your Flywire account

ADD PAYMENT

Manage your payment


[Edit payment details](#)

[SMS notifications](#)


Status ● **Payment received** Payment ID: 894 ?

You send to Flywire Payments receives

¥15,023.00 inclusive of our fees **16,000.00**



Flywire has your funds.



We have received your payment

Add this payment to your Flywire account

ADD PAYMENT

Manage your payment

[View payment details](#)

[SMS notifications](#)

[Download temporary receipt](#)

Track your payment

Payment tracking is available at flywire.com or through Flywire's mobile app. Log in to check the status of your payment and receive email notifications or opt into SMS text message alerts.

Need help?

Customer Support Phone Numbers :

Australia +61 2 8311 4772

Hong Kong SAR +852 3001 1165

Indonesia +62 21 29223064

Japan +81 5 0180 74338

Malaysia +60 18 008 10611

New Zealand +64 8 004 47163

Singapore +65 3138 6191

Thailand +66 60 003 5979

Vietnam +84 24 4458 1755

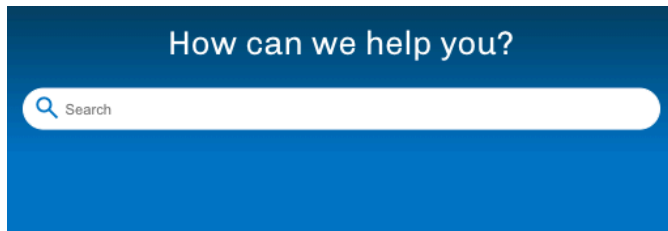
US (Toll free) +1 800 346 9252

UK +44 20 39 624 308

Mainland China (Toll free) +86 400 006 7175

Korea (Toll free & domestic only) 070 8028 5301

India (Toll free & domestic only) 000 800 4430 048



How do I make a payment to my institution?

Payment Status - Where is my money?

If my payment attempt has been cancelled, how can I make a new payment from the Common Application?



Using Flywire

Get to know our services and how to use them



Payments and Refunds

Make payments and track, manage, or cancel your transactions



Region-Specific Payments

Requirements for making payments from specific geographic regions and countries



Simplifying your tuition payments!

We're here to make your education payment process fast, reliable, and oh-so-easy! Experience the safest, simplest way to pay your tuition, trusted by millions worldwide.



Why use Flywire



Secure Payment Provider



Affordable Clear Pricing



Pay in Your Local Currency



Real-time Tracking, Peace of Mind

Start your payment now

- Go to **Pay.Flywire.com** and select your school.
- Enter the required information and follow the prompts.

Need help with your payment?

Follow the QR code



Steps to pay

1



Register your payment details

Enter payment details in our portal for international payments.

2



Make your payment

For bank transfers, visit bank online or in person to transfer funds.

3



Register your payment details

We handle currency exchange and transfer funds to your institution.

4



Funds delivered

Payment will be delivered and the student account will be updated.